

niftylift

HR15N



(A)

15.5m
51ft



(B)

13.5m
44ft



(C)

9.7m
32ft



225kg
500lbs



1.5m x 0.8m
4ft 11in x 2ft 8in



150°



180°



(D)

1.99m
6ft 6in



(F)

1.5m
4ft 11in



(H)

4.93m
16ft 2in



(J)

6.4m
21ft



3.5km/h
2.2mph



3.5m
11ft 6in



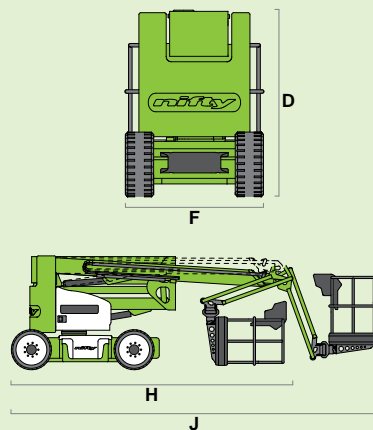
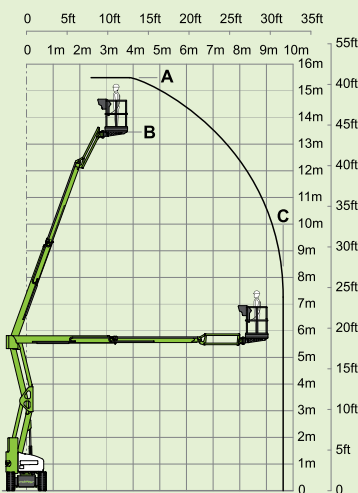
25%
14°



7250kg
15980lbs




HYBRID



SiOPS® toughcage

niftylift

Chalkdell Drive, Shenley Wood,
Milton Keynes, MK5 6GF
England, United Kingdom
+44 (0)1908 223456
sales@niftylift.com
www.niftylift.com



IS-102